






























Vilene® Bulk Packs - the complete Assortment



- **Waist Shaper** - for accurate skirt and trouser waistbands
- **Soft Shaper** - for accurate, soft skirt and trouser waistbands
- **Stretch Shaper** - for elastic skirt and trouser waistbands made of elastic fabrics
- **Edgefix** - for accurate button plackets, cuffs, slits, pockets, flaps, hems of jackets and coats
- **Edge Tape** - to stabilize front edges, armholes and lapels of jackets and coats
- **Bias Tape** - for the securing of bias-cut or round edges
- **Seam Tape** - for perfect seams in soft and elastic fabrics
- **Hemfix Wundaweb®** - for fast and easy ironing of hems
- **Perfect Hem** - for perfect and fast ironing of hems

Vilene® Bulk packs

Article/Colour/Length	Application	Measurement	Processing/Care
Waist Shaper  50 m	For accurate skirt and trouser waistbands, no chalking and marking required; available widths: 2,5 cm, 3,0 cm, 3,5 cm	10-25-25-10 mm (GP 3) 10-30-30-10 mm (GP 5) 10-35-35-10 mm (GP 4)	Iron on dry, press down firmly and slowly 5-6 times step by step  8 sec.  95 P
Soft Shaper  25 m	For accurate skirt and trouser waistbands, no chalking and marking required; available widths: 2,5 cm, 3,0 cm	10-25-25-10 mm (GP 6) 10-30-30-10 mm (GP 7)	Iron on dry, press down firmly and slowly 5-6 times step by step  8 sec.  40 P
Stretch Shaper  25 m	Woven tape for elastic skirt and trouser waistbands made of elastic fabrics; available widths: 2,5 cm, 3,0 cm	10-25-25-10 mm (GP 8) 10-30-30-10 mm (GP 9)	Press on firmly step by step using a damp cloth  -  12 sec.  40 P
Edgefix  50 m	For accurate button plackets, cuffs, slits, pockets, flaps, hems of jackets and coats	40-10 mm (GP 1)	Iron on dry, press down firmly and slowly 5-6 times step by step  8 sec.  40 P
Edge Tape  100 m	To stabilize front edges, armholes and lapels of jackets and coats	20 mm	Iron on dry step by step with pressure  10 sec.  40 P
Bias Tape  100 m	Bias-cut tape for the securing of bias-cut or round edges	12 mm	Iron on dry step by step with pressure  8 sec.  40 P
Seam Tape  100 m	For perfect seams in soft and elastic fabrics (e.g. jersey); it prevents distortion and fraying	10 mm	Iron on dry step by step with pressure  8 sec.  40 P
Hemfix Wundaweb® 100 m	For fast and easy ironing of hems	30 mm	Press on firmly step by step using a damp cloth  -  10 sec.  60 P
Perfect Hem  50 m	Two woven tapes lying upon each other, each of them with the adhesive on the outside, sewn together with a blind stitch after 1 cm; ideal for soft hems, e.g. of blouses, dresses, skirts, trousers, jackets and coats	40 mm	Turn up hem and iron it, overlock edge. Open hem again, insert Perfect Hem (narrow side up, blind stitch to the hem). Press on firmly step by step using a damp cloth  -  10 sec.  30 P

Before you start processing the interlining, we recommend making an ironing sample to check the handle and the bond. After ironing, lay the fused parts flat and allow to cool for 20 to 30 minutes.

Vlieseline® Vilene® Fliseline® = registered trademarks • Carl Freudenberg • 69469 Weinheim / Germany